


ÉLÉVATION CONTENEUR 20 PIEDS REEFER

Dimensions extérieures : L 6,05m x l 2,43m x H 2,59m

NOTES



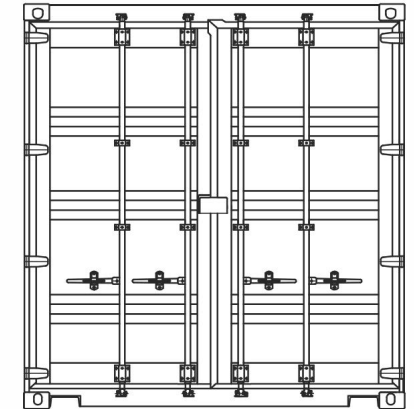
DESSUS




CÔTÉ GAUCHE



PORTES



CÔTÉ DROIT



ARRIÈRE

